


U.S. Census Bureau
Atlanta Region

Mr. George Grandy, Jr.
Regional Director

July 1, 2020

GEORGIA

2020 Census Self-Response Weekly Highlights



NORTHWEST GEORGIA TEAM

The Youth Leadership Henry (YLH) program adopted a Census campaign. Due to the pandemic, the YLH teens were unable to hold their monthly activities and decided to develop a 2020 Census project instead. They created four posters featuring YLH youths promoting the “Every. One. Counts.” theme used by the Henry County Government 2020 Census team. The YLH 2020 Census campaign was featured on the Chamber’s social media and in the Chamber’s magazine on page 11.

View the magazine here: https://issuu.com/henrychamber/docs/hc-ccn_magazine_may_2020_final



Fighting for Justice through the 2020 Census

House of Hope, one of our dedicated faith-based partners, held a social justice event on Saturday, June 27, 2020. The event, “We Got Next” invoked awareness of social injustices and motivated young people to get socially and civically engaged through plans of action which included completing the 2020 Census, voting, peaceful protests and joining community organizations. Census PSAs were presented throughout the event and one-on-one engagements were conducted as the event hosts distributed Census information and swag. There were approximately 150 adults, including young adults and 75 youth. DeKalb County Police Chief Mirtha Ramos, DeKalb County Sheriff Melody Maddox, and former Georgia State Representative Randal Mangham were some of the DeKalb County leaders in attendance.



NORTHEAST GEORGIA TEAM

Friends of Doraville Library Plan to Promote Census in HTC Tracts

The president of Friends of Doraville Library met with a U.S. Census local partnership specialist on June 26, 2020 to discuss strategies for encouraging people to respond to the 2020 Census. The city of Doraville has a very diverse population. Several tracts with low response scores are located within the city boundary, including tract 212.04, which has the lowest response rate in Dekalb County at 13.1% as of June 21st. The partnership specialist delivered Census flyers and promotional materials for the partner to distribute.

Georgia
Self-Response

57.7%

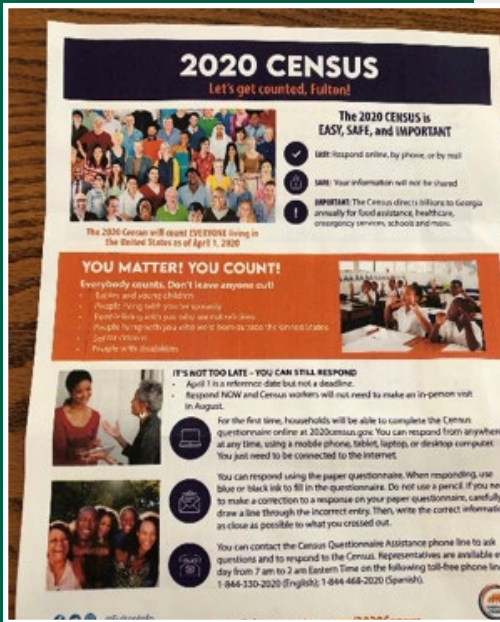
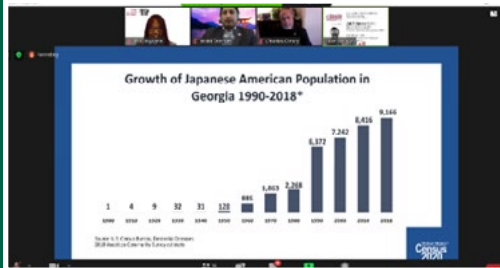
National
Self-Response

61.9%



Georgia Japanese Complete Count Committee Encouraged Japanese Community to Respond to 2020 Census Through Virtual Webinar

The Japan-America Society of Georgia, a nonprofit organization that serves the Japanese American community, and the chair of the Georgia Japanese CCC, hosted the “Impact of Census 2020 on Japanese & American Community in Georgia” webinar with the goal of encouraging Japanese communities in Georgia and other states to self-respond to the 2020 Census. The 2020 Census webinar panel featured a data dissemination specialist, a partnership specialist, and two Japanese community leaders to discuss current Japanese population data, 2020 Census current response rates, and the impact of Census on Japanese American community resources and businesses. The recorded webinar will be posted on the organization’s website with subtitles in Japanese for Japanese community members to watch and learn about the importance of the 2020 Census.



CENTRAL GEORGIA TEAM ATL Counts and Georgia Tech Teams Up to Increase Atlanta’s Response Rate

ATL Counts collaborated with Georgia Tech’s VP of Communications to encourage students to respond to the 2020 Census. Georgia Tech is located within the lowest response rate tract in the city of Atlanta. ATL Counts created graphics and messaging to be shared with GA Tech students. Georgia Tech used a virtual newsletter, GA Tech’s social media (Instagram, Facebook, Twitter, and Reddit), and emails from House of Representative members to reach students. The response rate, in the lowest response rate tract in Atlanta, has increased from 11.1% on May 27th to 14.9% on June 24th.



Fulton County Stuffs Tax Bills with 2020 Census Messaging

The Fulton County Government sent out a “Let’s get counted, Fulton” flyer in their yearly tax bill notification dated 6-19-2020 to its one million plus residents. The flyer included the census website to respond online, the phone number to respond by phone, and how to respond via paper questionnaire.



City of Chattahoochee Hills Town Hall Features 2020 Census Message

Councilwoman Ruby Foster held the City of Chattahoochee Hills Town Hall Meeting on June 23rd at City Hall. Mayor Tom Reed and city staff provided residents an update on city matters. Andrea Dennis, partnership specialist, spoke to residents on behalf of the Census regarding the city’s response rate and the importance of responding to the 2020 Census.



SOUTH GEORGIA TEAM Warner Robins/Houston Co.: Hispanic Community Empowerment Fair

The city of Warner Robins and Houston County will host a drive-thru event organized by area faith leaders which will allow the community to receive multiple services at Iglesia Remanso de Paz. Boxed food and Census information will be distributed while encouraging attendees to get counted as they wait in line. Key community leaders will provide pertinent information and resources to attendees from law firms and representatives from the consulates of Guatemala, Honduras, El Salvador, & Costa Rica.



SOWEGA Rising Distributes Business Care Packages- Dougherty, Mitchell, Lee Counties

SOWEGA Rising, a grassroots advocacy organization in Southwest Georgia, will distribute business care packages to essential small businesses like salons, barber shops, nail salons, restaurants and fitness centers in South Georgia to help those businesses reopen safely and responsibly. Each business will receive a no touch thermometer, gloves, hand sanitizer, reusable masks branded with #AlbanyStrong, and disinfectant spray. All items are stuffed in U.S. Census totes with U.S. Census Bureau business notepads and flyers.



Immigrant Heritage Month Census Challenge

To celebrate Immigrant Heritage Month, GALEO (Georgia Association of Latino Elected Officials) launched the #CensusChallenge initiative. From June 17th to the 30th, participants were invited to post a picture or video highlighting how the Census benefits the immigrant community. In turn, those who posted then nominated three friends to complete the Census challenge too. Everyday a winner received a \$25 Visa gift card and a free GALEO membership. The overarching message is "Immigrants count in the Census - with or without documentation." GALEO is an organization focusing on greater civic engagement and leadership development of the Latino community across Georgia. www.galeo.org



S T A T E O F G E O R G I A

RANKING BY COUNTY

Self-Response Rate as of 7.1.2020

Appling County, Georgia	43.3	Forsyth County, Georgia	71.6	Polk County, Georgia	46.8
Atkinson County, Georgia	33.3	Franklin County, Georgia	51.8	Pulaski County, Georgia	44.5
Bacon County, Georgia	51.3	Fulton County, Georgia	57.4	Putnam County, Georgia	45.4
Baker County, Georgia	35.3	Gilmer County, Georgia	44	Quitman County, Georgia	24.7
Baldwin County, Georgia	44.6	Glascocock County, Georgia	50.2	Rabun County, Georgia	37
Banks County, Georgia	59.6	Glynn County, Georgia	54.6	Randolph County, Georgia	38
Barrow County, Georgia	66.9	Gordon County, Georgia	57.9	Richmond County, Georgia	55.8
Bartow County, Georgia	62.1	Grady County, Georgia	48.2	Rockdale County, Georgia	55.8
Ben Hill County, Georgia	44.7	Greene County, Georgia	54	Schley County, Georgia	41.5
Berrien County, Georgia	48.4	Gwinnett County, Georgia	65.3	Screven County, Georgia	48.7
Bibb County, Georgia	48.9	Habersham County, Georgia	57.2	Seminole County, Georgia	38.5
Bleckley County, Georgia	54.1	Hall County, Georgia	60.9	Spalding County, Georgia	60.3
Brantley County, Georgia	41.7	Hancock County, Georgia	24.6	Stephens County, Georgia	53.6
Brooks County, Georgia	43.1	Haralson County, Georgia	60.5	Stewart County, Georgia	32.8
Bryan County, Georgia	60.8	Harris County, Georgia	63.5	Sumter County, Georgia	52.8
Bulloch County, Georgia	48.9	Hart County, Georgia	55.2	Talbot County, Georgia	35.5
Burke County, Georgia	44.3	Heard County, Georgia	62.5	Taliaferro County, Georgia	41.5
Butts County, Georgia	57	Henry County, Georgia	65.8	Tattall County, Georgia	40.3
Calhoun County, Georgia	32	Houston County, Georgia	65	Taylor County, Georgia	35.5
Camden County, Georgia	58.4	Irwin County, Georgia	47.4	Telfair County, Georgia	31.3
Candler County, Georgia	50.5	Jackson County, Georgia	65.4	Terrell County, Georgia	42.8
Carroll County, Georgia	60.3	Jasper County, Georgia	58	Thomas County, Georgia	55.5
Catoosa County, Georgia	65.6	Jeff Davis County, Georgia	49.3	Tift County, Georgia	53.1
Charlton County, Georgia	43.9	Jefferson County, Georgia	49.6	Toombs County, Georgia	47.8
Chatham County, Georgia	55.1	Jenkins County, Georgia	27.8	Towns County, Georgia	45.2
Chattahoochee County, Georgia	42.1	Johnson County, Georgia	47.8	Treutlen County, Georgia	50
Chattooga County, Georgia	49.1	Jones County, Georgia	60.7	Troup County, Georgia	58.1
Cherokee County, Georgia	62.1	Lamar County, Georgia	61.3	Turner County, Georgia	47.4
Clarke County, Georgia	55.8	Lanier County, Georgia	41.4	Twiggs County, Georgia	43.8
Clay County, Georgia	30.4	Laurens County, Georgia	52.3	Union County, Georgia	51.5
Clayton County, Georgia	55	Lee County, Georgia	64.7	Upson County, Georgia	61
Clinch County, Georgia	41.6	Liberty County, Georgia	51.2	Walker County, Georgia	56.3
Cobb County, Georgia	64.7	Lincoln County, Georgia	50.4	Walton County, Georgia	66.4
Coffee County, Georgia	44.6	Long County, Georgia	42.5	Ware County, Georgia	53.5
Colquitt County, Georgia	47.5	Lowndes County, Georgia	51.6	Warren County, Georgia	48.2
Columbia County, Georgia	69.2	Lumpkin County, Georgia	60.8	Washington County, Georgia	45.2
Cook County, Georgia	49.4	McDuffie County, Georgia	57.2	Wayne County, Georgia	52
Coweta County, Georgia	67.2	McIntosh County, Georgia	32	Webster County, Georgia	40.6
Crawford County, Georgia	50.5	Macon County, Georgia	38.3	Wheeler County, Georgia	31.9
Crisp County, Georgia	47.4	Madison County, Georgia	58.6	White County, Georgia	47.7
Dade County, Georgia	49.9	Marion County, Georgia	33.2	Whitfield County, Georgia	52.9
Dawson County, Georgia	58.3	Meriwether County, Georgia	53.5	Wilcox County, Georgia	38.3
Decatur County, Georgia	45.8	Miller County, Georgia	53.5	Wilkes County, Georgia	42.1
DeKalb County, Georgia	59.8	Mitchell County, Georgia	50.9	Wilkinson County, Georgia	46.3
Dodge County, Georgia	45.8	Monroe County, Georgia	58.4	Worth County, Georgia	52.6
Dooly County, Georgia	33.6	Montgomery County, Georgia	44.7		
Dougherty County, Georgia	56	Morgan County, Georgia	58.3		
Douglas County, Georgia	63.1	Murray County, Georgia	48.1		
Early County, Georgia	38.1	Muscogee County, Georgia	54.7		
Echols County, Georgia	39	Newton County, Georgia	62.9		
Effingham County, Georgia	60.4	Oconee County, Georgia	67.4		
Elbert County, Georgia	54.7	Oglethorpe County, Georgia	57		
Emanuel County, Georgia	48	Paulding County, Georgia	67.6		
Evans County, Georgia	44.3	Peach County, Georgia	55.4		
Fannin County, Georgia	36	Pickens County, Georgia	53.9		
Fayette County, Georgia	73.7	Pierce County, Georgia	57		
Floyd County, Georgia	59.4	Pike County, Georgia	63.3		

Please respond online or by phone:

[MY2020CENSUS.GOV](https://my2020census.gov)

1.844.330.2020

SELF-RESPONSE RATES FOR CONGRESSIONAL DISTRICTS

S T A T E O F G E O R G I A



Buddy Carter
District 1
53.6%



Sanford D. Bishop
District 2
48.1%



Drew Ferguson
District 3
63.5%



Hank Johnson
District 4
60.4%



John Lewis
District 5
54.1%



Lucy McBath
District 6
66%



Rob Woodhall
District 7
66.7%



Austin Scott
District 8
53.3%



Doug Collins
District 9
55.4%



Jody Hice
District 10
58.3%



Barry Loudermilk
District 11
61.9%



Rick Allen
District 12
52.8%



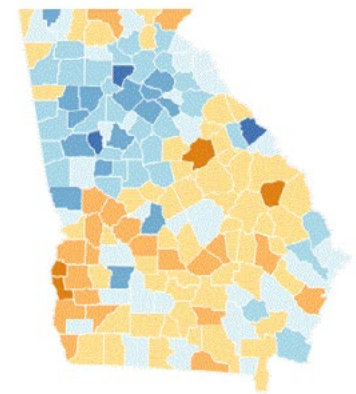
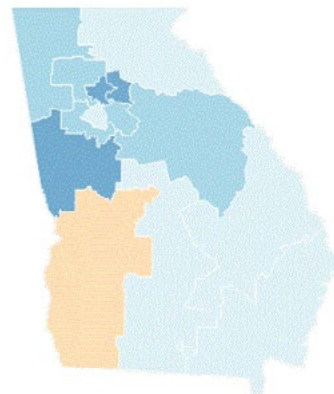
David Scott
District 13
60%



Tom Graves
District 14
58%

Congressional

County



Please respond online or by phone:
MY2020CENSUS.GOV
1.844.330.2020